

**Economic and Social Commission for Asia and the Pacific**

Committee on Statistics

Seventh session

Bangkok, 26–28 August 2020

Item 2 (b) of the provisional agenda*

**Soliciting whole-of-government support for official statistics
in the context of the 2030 Agenda for Sustainable****Development: monitoring progress in line with the document
entitled “Advancing official statistics for the 2030 Agenda for
Sustainable Development: a collective vision and framework
for action by the Asia-Pacific statistical community” and the
Declaration on Navigating Policy with Data to Leave No One
Behind****Draft monitoring and evaluation framework for the
collective vision and framework for action and the
Declaration on Navigating Policy with Data to Leave No
One Behind****Note by the secretariat***Summary*

Asia and the Pacific has two overarching commitments for advancing official statistics for the 2030 Agenda for Sustainable Development: a collective vision and framework for action, endorsed by the Committee on Statistics at its fifth session in 2016, and the Declaration on Navigating Policy with Data to Leave No One Behind, endorsed by the Economic and Social Commission for Asia and the Pacific at its seventy-fifth session in 2019. Both commitments include provisions for ongoing monitoring and evaluation and progress reporting, with an initial report due in 2020.

The present document contains a proposed monitoring and evaluation framework based on existing data sources to minimize the reporting load of members and associate members. A baseline report is presented that shows several national and development partner commitments that require attention.

The Committee may wish to endorse the monitoring and evaluation framework and discuss the baseline report, including data and targets.

* ESCAP/CST/2020/L.1.

I. Introduction

1. Asia and the Pacific has two overarching commitments for advancing official statistics for the 2030 Agenda for Sustainable Development: a collective vision and framework for action,¹ endorsed by the Committee on Statistics at its fifth session in 2016, and the Declaration on Navigating Policy with Data to Leave No One Behind,² endorsed by the Economic and Social Commission for Asia and the Pacific (ESCAP) at its seventy-fifth session in 2019.
2. Broadly speaking, the collective vision and framework for action focuses on strengthening statistical capacity to produce and disseminate official statistics, whereas the Declaration on Navigating Policy with Data to Leave No One Behind focuses on strengthening national statistical systems.
3. The collective vision and the Declaration include provisions for ongoing monitoring and evaluation and progress reporting, including a request for the Executive Secretary to prepare an overview of progress every two years, the initial report of which is due in 2020.

II. Monitoring and evaluation framework

4. In 2019, ESCAP led the development of a single monitoring and evaluation framework for both the collective vision and the Declaration. The monitoring and evaluation framework includes a results diagram (annex I) that provides the rationale for the framework, integrating the vision, objectives and action areas of the collective vision with the commitments made in the Declaration. The results diagram sets out a logical framework containing five action areas and 11 objectives (both from the collective vision), as well as 12 commitments (from the Declaration).
5. Accompanying the results diagram is a results matrix (annex II) that incorporates 20 performance indicators for reporting on progress on statistical capacity development in the region, together with baseline values and target values for 2030. The performance indicators are aligned with the five action areas of the collective vision and 12 commitments of the Declaration. Metadata are available for each performance indicator and are provided in conference room paper ESCAP/CST/2020/CRP.1.
6. The framework is also accompanied by a simple dashboard template for progress reporting (annex III).
7. To reduce the burden on member States and the secretariat, the framework has been developed to minimize resource implications for monitoring and to rely upon already available information to the greatest extent possible. Key sources of information for monitoring purposes include the Partnership in Statistics for Development in the 21st Century Statistical Capacity Monitor³ and Open Assessment Repository⁴ (under development), the World Bank Statistical Capacity Indicators database,⁵ the Partnership in Statistics for

¹ See E/ESCAP/CST(5)/1/Rev.1.

² ESCAP/75/4/Add.1.

³ www.statisticalcapacitymonitor.org/indicator.

⁴ <http://oar.paris21.org>.

⁵ <http://datatopics.worldbank.org/statisticalcapacity>. The World Bank Statistical Capacity Indicators database is being replaced by a statistical performance index, which is currently under development and is expected to be available in January 2021. The performance index is being developed using data commencing in 2016 and will be used in future iterations of the monitoring and evaluation framework.

Development in the 21st Century's "The partner report on support to statistics",⁶ the Open Data Watch Open Data Inventory (ODIN) index,⁷ and data from the Global Sustainable Development Goal Indicators Database.⁸

8. The ESCAP Statistics Division will be responsible for implementing the framework through regular monitoring and reporting to the Committee every two years, commencing with this overview of baseline data and suggested targets for 2030. Reports on progress will address the key performance indicators and targets contained in the framework's results matrix. Reports will adopt a simple dashboard format.

9. The Asia-Pacific Forum for Sustainable Development will also be used as a platform for discussion of progress towards achieving the targets of the Sustainable Development Goals related to statistical development.

III. Baseline report and target setting

10. To assess the implementation of the principles of the Declaration, it was decided to use the data from the year the Declaration was adopted by the Committee on Statistics, or the last year for which data is available. For most indicators, this is 2018.

11. Since the implementation and correct evaluation of the 2030 Agenda is a core aim of the commitments set out in the Declaration, a target to be achieved by 2030 has been set for each of the indicators in the monitoring and evaluation framework.

12. Targets for the region have been set in two ways. For indicators where the ideal situation would be that all countries had carried out a certain activity (for example, developing a national strategy for the development of statistics), the target is 100 per cent. For other indicators using indices (targets b.1, g.3, i.1) and the Statistical Capacity Indicator database, targets have been set as the average score for the top five performing countries in Asia and the Pacific for that indicator.

A. Strengthening national statistical systems

13. ESCAP member States are starting at different points to fulfil their commitments in the Declaration.

14. Figure I shows results for the Asia-Pacific region for the baseline years of 2017 and 2018. Results for integrating statistical development with national development policies and plans (commitment set out in para. 4 (a) of the Declaration), strengthening and developing, where appropriate, a national monitoring framework (para. 4 (b)), and advocating for the expanded use of official statistics for evidence-based policymaking and transparent governance (para. 4 (h)) show the strongest results for some indicators.

B. The biggest gaps: communication, advocacy and awareness raising

15. Particular attention is needed in two areas: communication and statistical literacy (commitment set out in para. 4 (g) of the Declaration) and statistical advocacy and innovation (para. 4 (f)). Data for these two commitments indicate the region is less than half way towards its targets.

⁶ www.paris21.org.

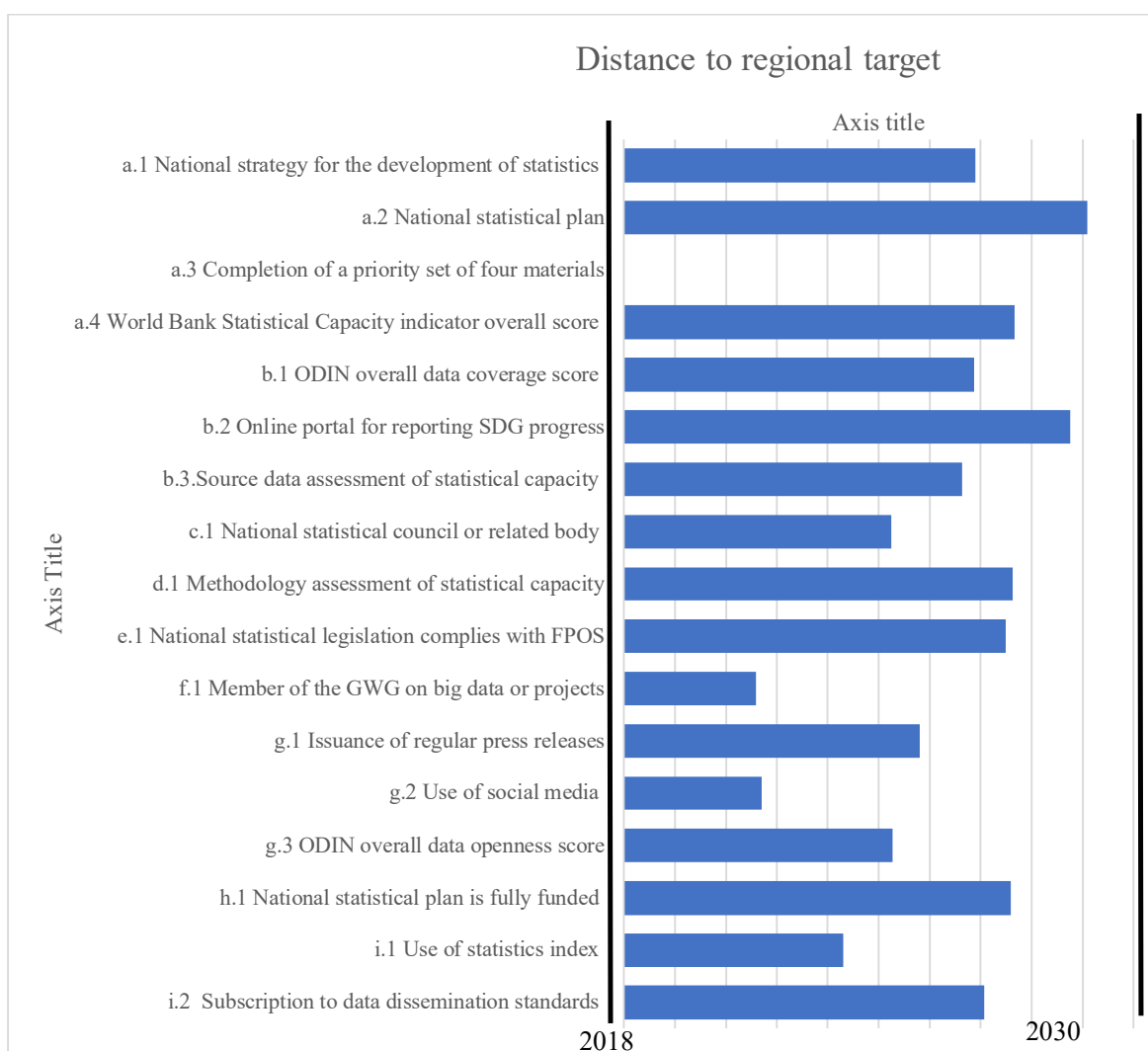
⁷ <https://odin.opendatawatch.com>.

⁸ <https://unstats.un.org/sdgs/indicators/database>.

16. In 2018, only 27 per cent of national statistical offices in Asia and the Pacific used social media (Facebook and/or Twitter) to disseminate data and information (indicator g.2), and only 58 per cent issued press releases at least quarterly (indicator g.1).⁹

17. Furthermore, the use of statistical terms and indicators in national policy documents, currently at 38.4 per cent, is far from the regional target of 89.2 per cent (indicator i.1), highlighting the need to focus on communication and statistical literacy, in particular when it comes to ensuring national strategies and policies are aligned with data and evidence.

Figure I
Progress towards the Declaration on Navigating Policy with Data to Leave No One Behind



Source: ESCAP.

Abbreviations: ODIN, Open Data Inventory; SDG, Sustainable Development Goals; FPOS, Fundamental Principles of Official Statistics; GWG, Global Working Group.

⁹ See annex II for indicators.

C. Ensuring statistics exist and are used for policymaking

18. Efforts are also needed in Asia and the Pacific to strengthen and develop, where appropriate, a national monitoring framework, including an indicator set to produce robust evidence for policy development and monitoring and to integrate the framework into planning and budgeting processes (commitment set out in para. 4 (b) of the Declaration), establish a high-level advisory body to the national statistical system to represent users (para. 4 (c)) and take advantage of innovative technologies and build partnerships for data-sharing (para. 4 (f)).

19. To ensure robust evidence for policy development (para. 4 (b) of the Declaration), availability of data as well as openness and access to data is needed. The Open Data Watch assesses the coverage and openness of official statistics through the Open Data Inventory index with a view to helping to identify gaps, promote open data policies, improve access and encourage dialogue between national statistical offices and data users. Two Open Data Inventory index scores are included in the monitoring framework: the data coverage score (indicator b.1) and the data openness score (indicator g.3).

20. The average Open Data Inventory index data coverage score in Asia and the Pacific is 38, more than 17 points lower than the regional target of 55.3 (indicator b.1).

21. The establishment of a high-level advisory body to the national statistical system to represent users (commitment set out in para. 4 (c) of the Declaration) further highlights the need for user-producer dialogues. Currently, a national statistical council or related body that advises the chief statistician on activities of the national statistical office, primarily programme priorities, exists in only half the countries in Asia and the Pacific (indicator c.1). Such a high-level advisory body to the national statistical system should represent the interests and demands of policymakers and other users of statistics, such as the media, the private sector and the general public, to support the development and monitoring of a system-wide statistical programme responding to users' needs.¹⁰

22. To assist countries, ESCAP focuses efforts to improve data coverage at the national level while taking advantage of new, innovative technologies and building partnerships for data-sharing, especially in coverage of environmental information. These efforts are discussed in further detail in the document entitled "Advancing official statistics for the 2030 Agenda for Sustainable Development: progress in implementing regional initiatives with respect to the collective vision and framework for action" (ESCAP/CST/2020/2) as well as in the document on regional and national efforts to embrace big data for official statistics in Asia and the Pacific (ESCAP/CST/2020/4).

D. Equipping countries to achieve their commitments to the regional vision

23. While Asia and the Pacific scores relatively well on the World Bank's Statistical Capacity Indicator¹¹ database in terms of overall score compared with other regions across the globe, the region's average score of 65.6. is still 20 points lower than the regional target of 86. Considerable effort is still required to strengthen statistical capacity and training is a core element of efforts in Asia and the Pacific.

¹⁰ See ESCAP/75/4/Add.1.

¹¹ The statistical capacity indicator provides an overview of the capacity of a country's national statistical system based on a diagnostic framework that assesses three main areas: methodology, data sources, and periodicity and timeliness. Data are available for 41 countries in the Asia-Pacific region.

24. The Statistical Institute for Asia and the Pacific, a regional institution of ESCAP, has provided services in terms of the development of statistical capacities of the members and associate members of ESCAP for the past 50 years and has become a premier institution for training in official statistics. The total number of participants trained by the Institute in the past 50 years stands at approximately 20,000 and 13 of these participants have become chief statisticians in the Asia-Pacific region (as at December 2019). The reports of the Governing Council of the Institute, contained in documents ESCAP/75/21 and ESCAP/76/22, outline the Institute's work to support the collective vision and the Declaration.

E. Development partners support for the success of the 2030 Agenda

25. In the Declaration, countries in Asia and the Pacific called on development partners to make three commitments:

(a) To provide coordinated technical, financial, technological and capacity-building assistance to countries and to ensure countries have full access to data held by development partners in support of the implementation of the collective vision and framework for action and the 2030 Agenda for Sustainable Development;

(b) To consult the national statistical office or national statistical system before conducting any statistical study or survey;

(c) To continue to develop and strengthen international statistical standards and provide technical support for their implementation.

26. Three indicators have been established to monitor these commitments:¹²

(a) P.1 Total support for statistical development received each year (total annual commitments in constant millions of United States dollars; target = 10-year average) (Sustainable Development Goal indicator 17.19.1);

(b) P.2 Satisfactory consultation with national statistical offices by custodian agencies and providers of statistical support (percentage of countries interviewed with satisfactory consultation);

(c) P.3 Number of Sustainable Development Goal indicators without agreed metadata standards (tier III).

27. The target for indicator P.1 has been set by aiming for the average total support for statistical development for the period 2021 to 2030 to be twice as high as it was between 2006 and 2016, which are currently the years for which this indicator is available. This decision was made after seeing the important seasonality of the indicator. The fact that one year during this baseline decade has already largely surpassed that objective shows that it is achievable, but that support must be more constant over the years.

28. In "The partner report on support to statistics: PRESS 2019"¹³ it was shown that between 2016 and 2017, official development assistance to data and statistics rose by 11 per cent, from \$623 million to \$689 million, largely driven by the adoption of the Sustainable Development Goal monitoring framework. Africa received the largest share of statistical support with 50 per cent in the period 2015–2017 while the share of commitments received by the Asia-Pacific region was 18 per cent, a much lower share than the 32 per cent received in the

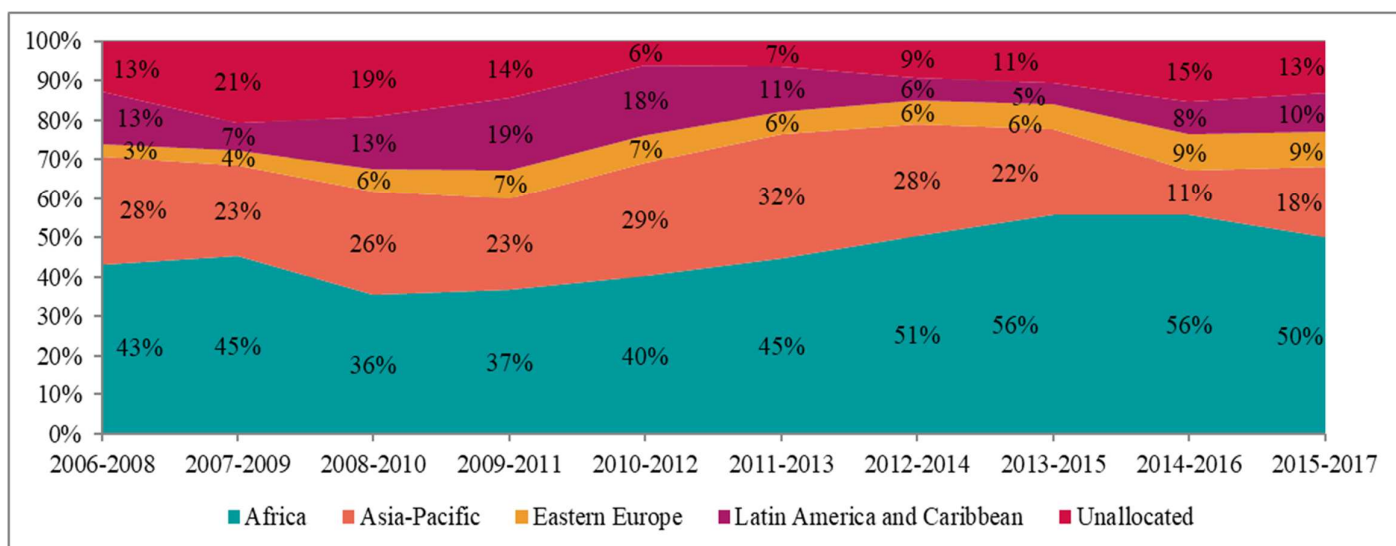
¹² See annex II.

¹³ Partnership in Statistics for Development in the 21st Century, "The partner report on support to statistics: PRESS 2019", 2019.

period 2011–2013. A further 13 per cent was committed to global projects and programmes that were not region-specific (see figure II).

29. There are some concerning signs with the request from countries for development partners to consult with national statistical offices before undertaking a statistical survey or study. At the fiftieth session of the Statistical Commission, two countries, both from Asia-Pacific, specifically spoke to the need for better coordination by development partners. Countries are also still seeking advice on the source of data in the Global Sustainable Development Goal Indicators Database, which implies that global sustainable development goal data custodians are also not necessarily involving national statistical offices in Sustainable Development Goal data-collection and collation exercises. More recently, countries are sharing comments regarding rapid-response coronavirus disease (COVID-19) socioeconomic assessment surveys being undertaken in their countries without the knowledge of the national statistical office.

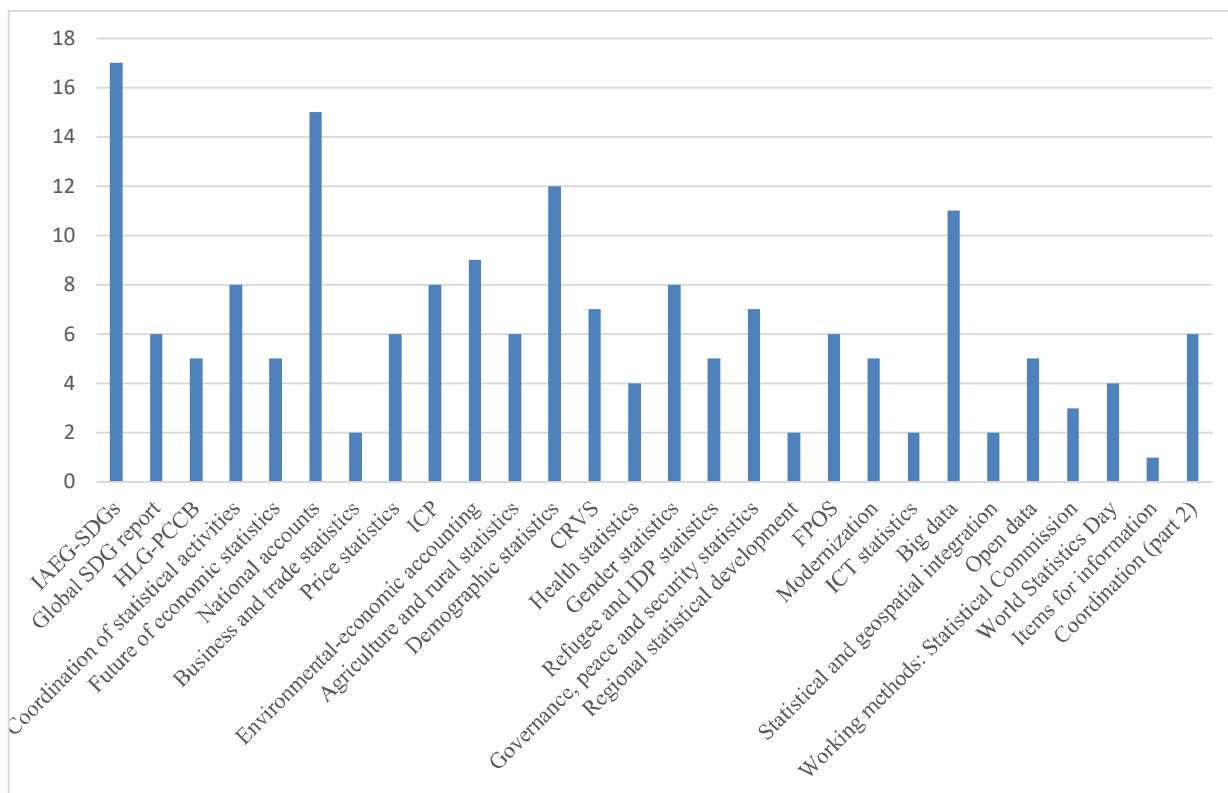
Figure II
Commitments in 2017 by geographical region



Source: Reproduced from the Partnership in Statistics for Development in the 21st Century, “The partner report on support to statistics: PRESS 2019”, 2019.

30. There are positive signs that development partners continue to develop and strengthen international statistical standards of relevance to the Asia-Pacific region. There was a high level of engagement of Asia-Pacific countries at the fifty-first session of the Statistical Commission (figure III), with countries making over 35 interventions in response to the report of the Inter-Agency and Expert Group on Sustainable Development Goal Indicators and 35 interventions from States in response to the agenda item on demographic statistics. This level of interest from Asia-Pacific countries in global statistical standards, classifications and frameworks is encouraging.

Figure III
Number of interventions by ESCAP member States at the fifty-first session of the Statistical Commission, March 2020



Source: ESCAP.

Abbreviations: CRVS, civil registration and vital statistics; FPOS, Fundamental Principles of Official Statistics; HLG-PCCB, High-level Group for Partnership, Coordination and Capacity-Building for Statistics for the 2030 Agenda for Sustainable Development; IAEG-SDG, Inter-Agency and Expert Group on Sustainable Development Goal Indicators; ICP, International Comparison Programme; ICT, information and communications technology; IDP, internally displaced persons; SDG, Sustainable Development Goals.

31. Notwithstanding the number of Sustainable Development Goal indicators without agreed metadata standards (tier III) being zero following the review of the global indicators by the Statistical Commission in March 2020, data availability for the Asia-Pacific region remains low. In the Asia-Pacific region, 28 per cent of the tier I indicators and 82 per cent of the tier II indicators have no data or insufficient data to measure progress across two time points. In fact, two tier I indicators have no data at all for the Asia-Pacific region – fish stocks within biological sustainable levels (Sustainable Development Goal indicator 14.4.1) and sustainable fisheries (Sustainable Development Goal indicator 14.7.1) – despite tier I indicators being defined as having data regularly produced by countries for at least 50 per cent of countries and of the population in every region where the indicator is relevant. Furthermore, fish and fisheries are highly relevant to the Asia-Pacific region and both indicators are relevant in

the context of the United Nations Decade for Ocean Science for Sustainable Development, which begins on 1 January 2021.¹⁴

32. Development partners are committed to support the 2030 Agenda and most, if not all, development programmes are implemented through partnerships. Further details of partnerships and collaboration are available in the information document entitled “Advancing official statistics for the 2030 Agenda for Sustainable Development: initiatives by global, regional and subregional organizations with respect to the collective vision and framework for action” (ESCAP/CST/2020/INF/9) and in the report of the Thematic Working Group on Statistics of the Asia-Pacific Regional Coordination Mechanism and the Asia-Pacific task team responsible for implementing phase two of the Secretary-General’s United Nations development system regional reform (ESCAP/CST/2020/INF/13).

IV. Conclusion and issues for consideration by the Committee

33. A single monitoring and evaluation framework for both the collective vision and the Declaration is proposed in the present document. The framework links the vision, objectives and action areas of the collective vision with the commitments made in the Declaration. By focusing on commitments, the framework can be used to assess progress to ensure that countries are on track to achieve the shared vision for 2030.

34. The monitoring and evaluation framework has been developed predominantly using indicators collected by existing mechanisms to limit the reporting burden on Governments.

A. National commitments

35. The analysis of baseline data highlights a particular need to focus on the strengthening of legislative provisions and institutional mechanisms to enable national statistical systems to take advantage of new data, data-sharing and innovative technologies (commitment set out in para. 4 (f) of the Declaration) and the improvement of communication and statistical literacy (para. 4 (g)), although improvements are needed across all commitments.

36. Starting in 2021, the ESCAP secretariat will be mobilizing resources to support countries to address the strengthening of legislative provisions and institutional mechanisms to enable national statistical systems to take advantage of new data, data-sharing and innovative technologies (commitment set out in para. 4 (f)) and advocacy for the expanded use of official statistics for evidence-based policymaking and transparent governance (para. 4 (h)). The resources will also be used to support countries to integrate statistics development with national development policies and plans (para. 4 (a)) and develop national monitoring frameworks and indicator sets (para. 4 (b)). The work carried out by ESCAP will be mainly focused on institutional strengthening and will include collaboration with development partners with expertise in these areas, particularly the Partnership in Statistics for Development in the 21st Century, the Global Partnership for Sustainable Development Data and subregional organizations such as the Pacific Community.

37. Guided by national priorities, the ESCAP secretariat will identify which of the four commitments (paras. 4 (a), (b), (f) and/or (g)) will be the focus of in-depth country support. The identification process will consider the priorities of

¹⁴ Sustainable Development Goal indicator 14.4.1 is only reported on at the global level in the Global Sustainable Development Goal Indicators Database and indicator 14.7.1 is not reported in that Database.

the chief statistician in countries, the timing of the project, the availability of experts, national Sustainable Development Goal data gaps and disaggregation priorities, national data priorities emanating from COVID-19 and national priorities articulated in United Nations sustainable development cooperation frameworks and national strategies for the development of statistics.

38. Resource mobilization is also under way to support the strengthening of legislative provisions and institutional mechanisms to enable national statistical systems to take advantage of new data, data-sharing and innovative technologies (para. 4 (f)) as outlined in the document on regional and national efforts to embrace big data for official statistics in Asia and the Pacific (ESCAP/CST/2020/4).

B. Requests to development partners

39. For the period 2015–2017, Africa received the largest share of statistical support with 50 per cent while the share of commitments received by the Asia-Pacific region was 18 per cent, a much lower share than the 32 per cent received in the period 2011–2013. There are also worrying signs of developing partners not consulting national statistical offices in undertaking statistical surveys or studies at the country level and data availability for the globally agreed Sustainable Development Goal indicators in the Asia-Pacific region remains below 50 per cent.

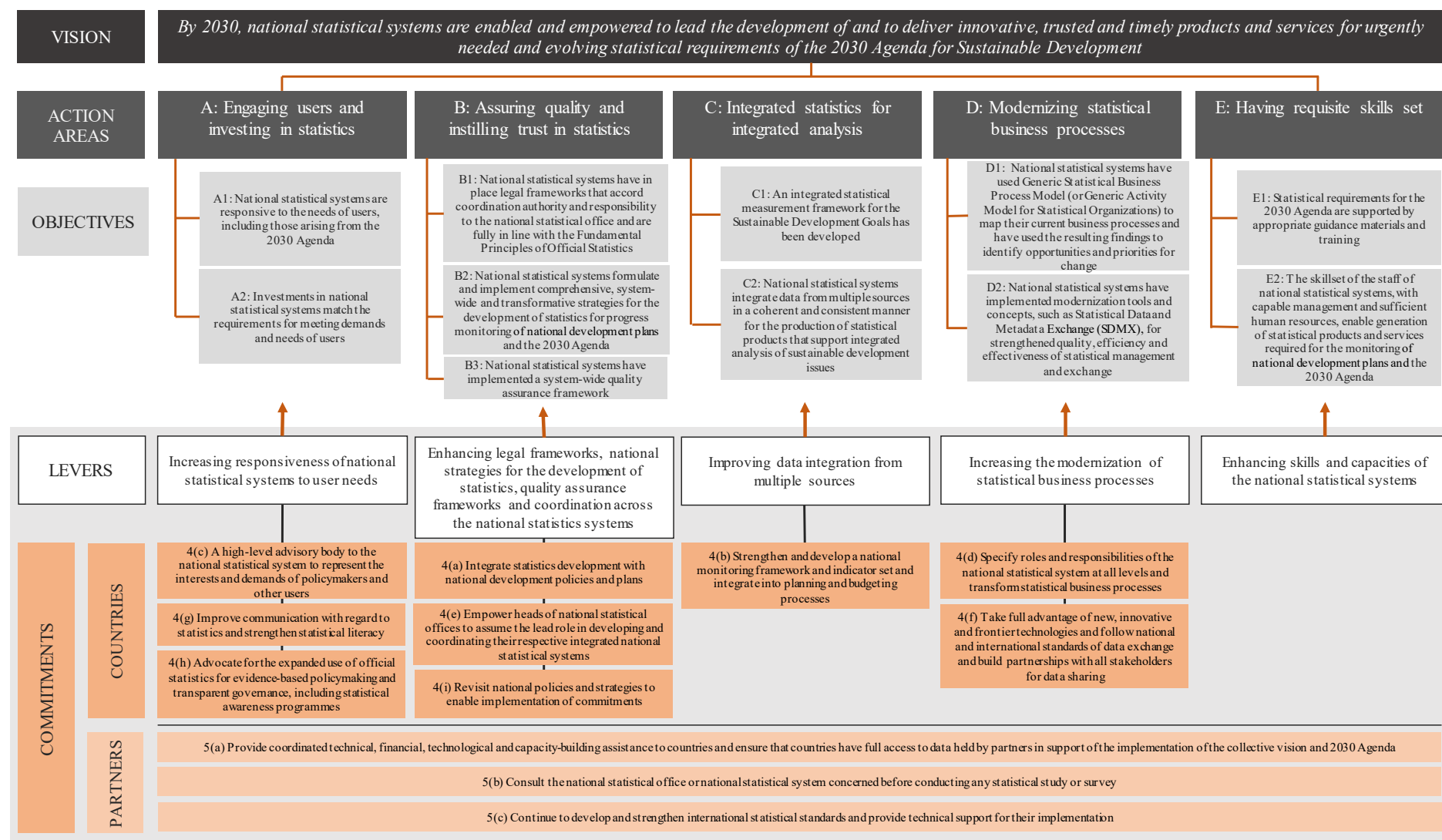
40. The Committee may wish to:

(a) Endorse the monitoring and evaluation framework for the regional collective vision and framework for action and the Declaration on Navigating Policy with Data to Leave No One Behind as presented in section II;

(b) Discuss the baseline report as presented in section III, specifically on (i) progress made with regard to the nine national commitments set out in paragraph 4 of the Declaration, and (ii) progress made with the three requests to development partners set out in paragraph 5 of the Declaration.

Annex I

Monitoring and evaluation results diagram



Annex II

Monitoring and evaluation results matrix

A: Country commitments

<i>Commitment</i>	<i>Indicator</i>	<i>Baseline</i>	<i>2030 Target</i>	<i>Count</i>	<i>Source</i>	<i>Action Area</i>	<i>Objective</i>
4(a) Integrate statistics development with national development policies and plans	a.1 National strategy for the development of statistics current status (score = 0 to 1, strategy is expired or absent)	2018 = 69	100%	n=38	Partnership in Statistics for Development in the 21st Century (PARIS21) Statistical Capacity Monitor – indicator 165	B: Assuring quality and instilling trust in statistics	B1: Legal framework for national statistical system with national statistical office as lead
	a.2 Whether there is a national statistical plan under implementation (Sustainable Development Goal indicator 17.18.3) (% of countries)	2018 = 90.9%	100%	n=33	Partnership in Statistics for Development in the 21st Century (PARIS21) Statistical Capacity Monitor; Global Sustainable Development Goal Indicators Database – indicator 136	B: Assuring quality and instilling trust in statistics	B1: Legal framework for national statistical system with national statistical office as lead
	a.3 Completion of a priority set of 4 guidelines/materials identified in the collective vision	2018=0	5	N/A	ESCAP Statistics Division; SIAP	E: Requisite skills set	E1: Guidance materials and training for 2030 Agenda statistics
	a.4 World Bank Statistical Capacity Indicator overall score (average score; target = average top 5 countries)	2018 = 69.7	91	n=35	World Bank Statistical Capacity Indicators; data available from Partnership in Statistics for Development in the 21st Century (PARIS21) Statistical Capacity Monitor – indicator 113	E: Requisite skills set	E2: National statistical systems have required skills and capacities for Sustainable Development Goal monitoring
4(b) Develop a national monitoring framework and indicator set and integrate with budgeting	b.1 Open Data Watch Open Data Inventory index overall data coverage score (average index score, 0-100; target = average top 5 countries)	2018 = 38	55.3	n=41	Open Data Watch (http://odin.opendatawatch.com/)	C: Integrated statistics for integrated analysis	C1: Integrated statistical measurement framework for Sustainable Development Goals
	b.2 Existence of official country-operated, dedicated online portal for reporting Sustainable Development Goal progress (% of countries)	2018 = 87.5%	100%	n=48	Partnership in Statistics for Development in the 21st Century (PARIS21) Statistical Capacity Monitor – indicator 143	C: Integrated statistics for integrated analysis	C1: Integrated statistical measurement framework for Sustainable Development Goals

<i>Commitment</i>	<i>Indicator</i>	<i>Baseline</i>	<i>2030 Target</i>	<i>Count</i>	<i>Source</i>	<i>Action Area</i>	<i>Objective</i>
	b.3 Source data assessment of statistical capacity (average score; target = average top 5 countries)	2018 = 65	98	n=41	World Bank Statistical Capacity Indicators; data available from Partnership in Statistics for Development in the 21st Century (PARIS21) Statistical Capacity Monitor – indicator 111	C: Integrated statistics for integrated analysis	C2: Data integration from multiple sources
4(c) Establish a high-level advisory body to national statistical system to represent users	c.1 Existence of a national statistical council or related body that advises the chief statistician on national statistical office activities, primarily on programme priorities (% of countries)	2018 = 52.4%	100%	n = 42	Partnership in Statistics for Development in the 21st Century (PARIS21) Statistical Capacity Monitor – indicator 67	A: Engaging users and investing in statistics	A1: National statistical system responsive to needs of users
4(d) Specify national statistical system roles and responsibilities and transform business processes	d.1 Methodology assessment of statistical capacity (average score; target = average top 5 countries)	2018 = 65.6	86	n=41	World Bank Statistical Capacity Indicators; data available from Partnership in Statistics for Development in the 21st Century (PARIS21) Statistical Capacity Monitor – indicator 59	D: Modernizing statistical business processes	D1: Map national statistical system business processes (with Generic Statistical Business Process Model (GSBPM) or Generic Activity Model for Statistical Organizations (GAMSO))
4(e) Empower heads of national statistical offices to assume lead role in national statistical system	e.1 Whether the national statistical legislation complies with the Fundamental Principles of Official Statistics (Sustainable Development Goal indicator 17.18.2) (% of countries)	2018 = 75.0%	100%	n=28	Partnership in Statistics for Development in the 21st Century (PARIS21) Statistical Capacity Monitor – indicator 135	B: Assuring quality and instilling trust in statistics	B1: Legal framework for national statistical system with national statistical office as lead
4(f) Take advantage of new, innovative technologies and build partnerships for data sharing	f.1 Member of the Global Working Group (or its subgroups) and/or at least one big data project on the global platform	2018 = 25.9	100%	n=58	Global Working Group on Big Data website	D: Modernizing statistical business processes	D2: Implement modernization tools (e.g. Statistical Data and Metadata Exchange (SDMX))
4(g) Improve communication and statistical literacy	g.1 Whether the national statistical office issues press releases at least quarterly (% of countries)	2018=58.1%	100%	n = 43	Partnership in Statistics for Development in the 21st Century, (PARIS21) Statistical Capacity Monitor – indicator 98	A: Engaging users and investing in statistics	A1: National statistical system responsive to needs of users
	g.2 Whether the national statistical office uses social media (Facebook and/or Twitter) to disseminate data and information (% of countries)	2018 = 27.1%	100%	n = 48	Partnership in Statistics for Development in the 21st Century (PARIS21) Statistical Capacity Monitor – indicator 110	A: Engaging users and investing in statistics	A1: National statistical system responsive to needs of users

<i>Commitment</i>	<i>Indicator</i>	<i>Baseline</i>	<i>2030 Target</i>	<i>Count</i>	<i>Source</i>	<i>Action Area</i>	<i>Objective</i>
	g.3 Open Data Watch Open Data Inventory index overall data openness score (average score; target = average top 5 countries)	2018 = 47.3	89.7	n=41	Open Data Watch (http://odin.opendatawatch.com/)	A: Engaging users and investing in statistics	A1: National statistical system responsive to needs of users
4(h) Statistical advocacy and awareness raising	h.1 Whether the national statistical plan is fully funded (Sustainable Development Goal indicator 17.18.3) (% of countries)	2018 = 75.9%	100%	n=24	Partnership in Statistics for Development in the 21st Century (PARIS21) Statistical Capacity Monitor – indicator 138	A: Engaging users and investing in statistics	A2: National statistical system resourced to meet user needs
4(i) National strategies/policies aligned with commitments	i.1 Use of statistics index (average index score; target = average top 5 countries)	2018 = 38.4	89.2	n=31	Partnership in Statistics for Development in the 21st Century, (PARIS21) Statistical Capacity Monitor – indicator 127	B: Assuring quality and instilling trust in statistics	B2: National strategies for development of statistics aligned to national development plans and Sustainable Development Goals
	i.2 Subscription to Enhanced General Data Dissemination System (e-GDDS), or Special Data Dissemination Standard (SDDS) -Data dissemination standards (% of countries)	2017=70.7%	100%	n=58	Partnership in Statistics for Development in the 21st Century, (PARIS21) Statistical Capacity Monitor – indicator 112 and 32	B: Assuring quality and instilling trust in statistics	B3: Quality assurance framework for national statistical system

B: Partners commitments

<i>Commitment</i>	<i>Indicator</i>	<i>Baseline</i>	<i>2030 Target</i>	<i>Count</i>	<i>Source</i>	<i>Action Area</i>	<i>Objective</i>
5(a) Provide coordinated technical, financial, technological and capacity-building assistance	P.1 Total support for statistical development received each year (total annual commitments in constant \$ million; target = 10-year average) (Sustainable Development indicator 17.19.1)	2017= \$70.3m	\$117.4m	n=45	Partnership in Statistics for Development in the 21st Century (PARIS21) Statistical Capacity Monitor – Indicator 121 Source: “The partner report on support to statistics: PRESS 2019”.	F. Partner commitments	All
5(b) Consult national statistical office/national statistical system before conducting any statistical study or survey	P.2 Satisfactory consultation with national statistical offices by custodian agencies and providers of statistical support (% of countries interviewed with satisfactory consultation)	N/A	100%	N/A	ESCAP Statistics Division - informal interviews/discussions between United Nations Statistics Division and main providers of statistical support (e.g. Food and Agriculture Organization of the United Nations (FAO), United Nations Population Fund (UNFPA) etc.) during regional meetings.	F. Partner commitments	
5(c) Continue to strengthen international statistical standards and provide technical support	P.3 Number of Sustainable Development Goal indicators without agreed metadata standards (tier III)	2019 = 33 tier 3 Indicators	0	N/A	Inter-Agency and Expert Group on Sustainable Development Goal Indicators (IAEG-SDGs) website	F. Partner commitments	

Annex III

Monitoring and evaluation dashboard performance reporting template

Instructions

The following template has been developed as a simple dashboard for reporting on progress on this monitoring and evaluation framework. The template is to be completed every two years starting in 2020, with data for each indicator incorporated into the relevant ‘Reporting Values’ column in the template (i.e. for 2020, 2022, 2024, 2026, 2028, 2030). In addition to reporting the data values for each indicator, the dashboard will include an assessment of both the direction and favourability of the trend using arrow symbols (↗= improving; →= no change; ↘= worsening) as well as the current status of the indicator with regard to its 2030 target value using traffic light symbols (● = on track; ● = needs improvement; ● = breakthrough needed; ● = off track). The methods for assigning trend arrows and status traffic lights are set out in the tables below.

Trend

Improving	↗	Greater than 5 per cent change in the desired direction
No Change	→	5 per cent or less change in either direction
Worsening	↘	Greater than 5 per cent change in the wrong direction

Status

On Track	●	Observed compound annual growth rate (CAGR) > 90 per cent of desired CAGR needed to reach target
Needs Improvement	●	Observed compound annual growth rate (CAGR) 50-90 per cent of desired CAGR needed to reach target
Breakthrough Needed	●	Observed compound annual growth rate (CAGR) 0-49 per cent of desired CAGR needed to reach target
Off Track	●	Going backwards

Dashboard reporting template – by commitment

Commitment	Indicator	n	BASE	TARGET	REPORTING VALUES						TREND	STATUS
					2020	2022	2024	2026	2028	2030		
4(a) Integrate statistics development with national development policies and plans	a.1 National strategy for the development of statistics current status (score = 0 to 1, strategy is expired or absent)	38	69 (2018)	100								
	a.2 Whether there is a national statistical plan under implementation (Sustainable Development Goal indicator 17.18.3) (% of countries)	33	90.9 (2018)	100								
	a.3- Completion of a priority set of 4 guidelines/materials identified in the collective vision	N/A	0 (2018)	5								
	a.4 World Bank Statistical Capacity Indicator overall score (average score; target = average top 5 countries)	35	69.7 (2018)	91								
4(b) Develop national monitoring framework and indicator set and integrate with budgeting	b.1 Open Data Watch Open Data Inventory index overall data coverage score (average index score, 0-100; target = average top 5 countries)	49	38 (2018)	55.3								
	b.2 Existence of official country-operated, dedicated online portal for reporting sustainable development goal progress (% of countries)	48	87.5 (2018)	100								
	b.3.Source data assessment of statistical capacity (average score; target = average top 5 countries)	41	65 (2018)	98								
4(c) A high-level advisory body to national statistical system to represent users	c.1 Existence of a national statistical council or related body that advises the chief statistician on national statistical office activities, primarily on programme priorities (% of countries)	42	52.4 (2018)	100								
4(d) Specify national statistical system roles and responsibilities and transform business processes	d.1 Methodology assessment of statistical capacity (average score; target = average top 5 countries)	41	65.6 (2018)	86								
4(e) Empower heads of national statistical offices to assume lead role in national statistical system	e.1 Whether the national statistical legislation complies with the Fundamental Principles of Official Statistics (Sustainable Development Goal indicator 17.18.2) (% of countries)	28	75 (2018)	100								

Commitment	Indicator	n	BASE	TARGET	REPORTING VALUES						TREND	STATUS
					2020	2022	2024	2026	2028	2030		
4(f) Take advantage of new, innovative technologies and build partnerships for data sharing	f.1 Member of the Global Working Group (or its subgroups) and/or at least one big data project on the global platform	58	25.9 (2018)	100								
4(g) Communication and statistical literacy	g.1 Whether the national statistical office issues press releases at least quarterly (% of countries)	43	58.1 (2018)	100								
	g.2 Whether the national statistical office uses social media (Facebook and/or Twitter) to disseminate data and information (% of countries)	48	27.1 (2018)	100								
	g.3 Open Data Watch Open Data Inventory index overall data openness score (average score; target = average top 5 countries)	41	47.3 (2018)	89.7								
4(h) Statistical advocacy and awareness raising	h.1 Whether the national statistical plan is fully funded (Sustainable Development Goal indicator 17.18.3) (% of countries)	24	75.9 (2018)	100								
4(i) National strategies/policies aligned with commitments	i.1 Use of statistics index (average index score; target = average top 5 countries)	31	38.4 (2018)	89.2								
	i.2 Subscription to Enhanced General Data Dissemination System (e-GDDS), or Special Data Dissemination Standard (SDDS) -Data dissemination standards (% of countries)	58	70.7 (2017)	100								
5(a) Provide coordinated technical, financial, technological and capacity building assistance	P.1 Total support for statistical development received each year (total annual commitments in constant \$ million; target = 10-year average) (Sustainable Development Goal indicator 17.19.1)	45	70.3 (2017)	117.4								
5(b) Consult national statistical office/national statistical system before conducting any statistical study or survey	P.2 Satisfactory consultation with national statistical offices by custodian agencies and providers of statistical support (% of countries interviewed with satisfactory consultation)			100								
5(c) Continue to strengthen international statistical standards and provide technical support	P.3 Number of Sustainable Development Goal indicators without agreed metadata standards (tier III)		33 (2019)	0								